



CONCRETE BLADES





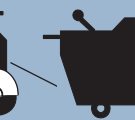
NORTON PRO DIAMOND'S REVOLUTION CURED CONCRETE BLADES ARE AMONG THE FINEST IN THE INDUSTRY.

With specifications for material ranging from soft to hard as well as asphalt and bridge deck materials, Norton Pro Diamond can manufacture blades for saws up to 120 horsepower. Most concrete blades are laser welded for added durability but can be laser welded or brazed upon request. For additional assistance, Penhall has a knowledgeable staff ready to help.


Optional Radius Drop Segments (RDS) protect each blade from the damaging effects of undercutting and are available at no extra charge.



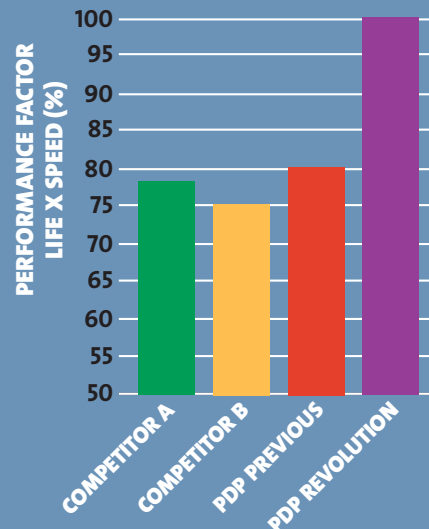
Revolution Cured Concrete Blades Recommended Specifications

					
	<10 HP	>10 HP	35 - 65 HP	65 - 72 HP	65 - 120 HP
APPLICATION	ELECTRIC SAW	ELECTRIC SAW			
HARD	X3 X3.1	X5	X7 X7.1	X11.1 XB11.1	X11 X11.1
MEDIUM	X5	X5.1	X9.1	X9.1 XB9.1	XB9.1
SOFT	X5.1	X7.1	XB7.1 XB9.1	XB11.1	XD9.1
ASPHALT/CONCRETE	-	-	X09.1	X011.1	X011.1
BRIDGE DECK	-	-	X7	X9	X11

Extreme Cured Concrete Blades (Hard Rock) Recommended Specifications

	
APPLICATION	65 - 72 HP
HARD	XD15.2
MEDIUM	XD13.2

REVOLUTION CURED PRODUCTS – SUPERIOR LIFE, GREAT SPEED, SMOOTH CUTTING



DIAMOND CONCRETE BLADES

Concrete Blade List Prices (determined by diamond depth)

SIZE	C6 LIST	C6 INSERT LIST	C7 LIST	C7 INSERT LIST	C8 LIST	C8 INSERT LIST
	.350" DIAMOND DEPTH	.350" DIAMOND DEPTH	.400" DIAMOND DEPTH	.400" DIAMOND DEPTH	.450" DIAMOND DEPTH	.450" DIAMOND DEPTH
12 X 125	\$620	\$685	\$695	\$760	\$740	\$820
12 X 145	680	750	760	835	810	885
12 X 190	885	965	990	1090	1115	1225
12 X 220	1010	1110	1135	1250	1270	1395
12 X 250	1100	1210	1240	1365	1385	1525
12 X 375	1690	1855	1855	2040	2035	2230
14 X 125	775	850	860	950	925	1015
14 X 145	860	955	965	1065	1045	1150
14 X 155	940	1035	1050	1155	1135	1250
14 X 165	1010	1100	1165	1275	1230	1360
14 X 175	1075	1185	1210	1330	1295	1430
14 X 190	1100	1210	1240	1360	1400	1540
14 X 220	1265	1390	1395	1540	1575	1725
14 X 250	1370	1510	1560	1715	1740	1920
14 X 375	1995	2195	2300	2530	2550	2805
16 X 125	915	1010	1020	1120	1100	1210
16 X 145	980	1075	1090	1200	1165	1280
16 X 155	1065	1175	1200	1330	1275	1410
16 X 165	1130	1245	1240	1370	1320	1460
16 X 175	1195	1310	1285	1420	1380	1510
16 X 190	1255	1375	1405	1550	1495	1640
16 X 220	1450	1595	1570	1730	1605	1765
16 X 250	1570	1730	1765	1940	1780	1965
18 X 125	1025	1125	1150	1265	1245	1370
18 X 145	1125	1340	1260	1390	1370	1500
18 X 155	1255	1380	1400	1550	1515	1670
18 X 165	1370	1510	1535	1690	1590	1750
18 X 175	1415	1560	1600	1760	1655	1830
18 X 190	1495	1640	1680	1855	1790	1970
18 X 250	1790	1975	2005	2210	2260	2490
20 X 125	1140	1255	1270	1400	1370	1500
20 X 145	1235	1360	1385	1525	1480	1625
20 X 155	1350	1485	1510	1660	1605	1760
20 X 165	1370	1510	1545	1705	1645	1810
20 X 175	1460	1605	1665	1835	1770	1950
20 X 190	1545	1720	1750	1930	1975	2175
20 X 220	1755	1935	1985	2185	2235	2465
20 X 250	1950	2150	2215	2445	2490	2745
22 X 145	1380	1515	1545	1705	1735	1910
22 X 155	1535	1680	1725	1900	1830	2010
22 X 165	1615	1775	1800	1985	1910	2105
22 X 190	1840	2030	2030	2235	2140	2350
24 X 125	1370	1510	1585	1745	1690	1860
24 X 145	1580	1740	1770	1950	1865	2055
24 X 155	1690	1855	1910	2100	2000	2200
24 X 165	1765	1945	2000	2200	2110	2315
24 X 175	1845	2030	2105	2305	2235	2465
24 X 190	1940	2140	2200	2425	2410	2650
24 X 220	2110	2315	2480	2730	2720	2995
24 X 250	2420	2665	2850	3130	3130	3440

RDS UNDERCUT PROTECTION AVAILABLE AT NO CHARGE .
CONTINUED...



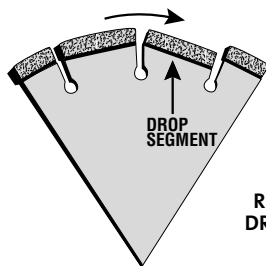
DIAMOND CONCRETE BLADES (CONT'D)

Concrete Blade List Prices (determined by diamond depth) continued

SIZE	C6 LIST .350" DIAMOND DEPTH	C6 INSERT LIST .350" DIAMOND DEPTH	C7 LIST .400" DIAMOND DEPTH	C7 INSERT LIST .400" DIAMOND DEPTH	C8 LIST .450" DIAMOND DEPTH	C8 INSERT LIST .450" DIAMOND DEPTH
26 X 155	1835	2020	2060	2260	2240	2470
26 X 165	1910	2110	2160	2370	2275	2505
26 X 175	1975	2170	2270	2490	2390	2620
26 X 190	2065	2260	2410	2655	2660	2925
26 X 220	2380	2625	2750	3025	3030	3335
26 X 250	2675	2940	3055	3365	3365	3705
28 X 175	2150	2355	2425	2665	2545	2795
28 X 190	2210	2435	2580	2840	2855	3135
30 X 165	2175	2390	2465	2710	2730	3000
30 X 175	2305	2535	2610	2870	2965	3260
30 X 190	2410	2650	2730	3015	3035	3345
30 X 220	2625	2880	2940	3240	3300	3625
30 X 250	3130	3440	3555	3905	4035	4435
32 X 165	2245	2465	2535	2790	2860	3145
32 X 175	2350	2590	2675	2940	3040	3345
32 X 190	2435	2685	2795	3085	3210	3530
32 X 220	2645	2900	3080	3390	3595	3955
32 X 250	3225	3555	3755	4135	4470	4910
36 X 165	2565	2820	2825	3110	3115	3430
36 X 175	2700	2975	3015	3310	3365	3700
36 X 190	2810	3090	3150	3460	3530	3890
36 X 220	3160	3475	3540	3895	3970	4370
36 X 250	3620	3980	4060	4460	4550	5005
42 X 165	3700	4065	4070	4475	4525	4975
42 X 175	3800	4180	4175	4590	4590	5050
42 X 190	4020	4425	4405	4845	4830	5310
42 X 220	4385	4820	4830	5315	5320	5850
48 X 175	4320	4750	4735	5210	5185	5700
48 X 190	4535	4995	4965	5460	5430	5970
48 X 220	4880	5365	5695	6255	6645	7310
48 X 250	5830	6420	6535	7190	7325	8060
54 X 190	5485	6040	6020	6620	6610	7275
54 X 220	5815	6390	6340	6970	6900	7590
60 X 220	7705	8480	8235	9065	8800	9680

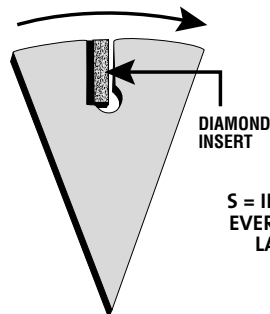
RDS UNDERCUT PROTECTION AVAILABLE AT NO CHARGE .

Radius Drop Segment



RDS = RADIUS
DROP SEGMENT

Diamond Insert



S = INSERTS ON
EVERY FOURTH
LANDING